

TRF527·VIS·NC

DOUBLE MITRE SAW

WOOD be nice.



TRF527·VIS·NC

DOUBLE MITRE SAW

Series of double mitre saws with right head fixed and left head mobile for cutting glazing beads. In the basic version the mobile head movement is driven by a handwheel complete with mechanical gauge to read the measurement. Available on request are the versions VIS with handwheel and digital display of the cutting length, NC with Numerical Control positioner counting with a 7" Touch Screen display. All the models come complete with rotary table with mechanical locking devices for 90° and 45° angles right and left, two pneumatic clamps synchronized with blade descent and a glazing bead support on two levels for simultaneous cutting of two glass stops. On request, electronic measuring system with radio transmitter for TRF 527 NC.



TR



TRF527NC
(with optional)

Mechanical stop for trimming to size. Allows tenoned glass beads to be trimmed.

Dust collecting system.

Pneumatic stop for trimming to size. Allows tenoned glass beads to be trimmed. Can be excluded by the pneumatic selector.

4 position star stop. Allows pre-setting of up 4 cutting angles.

OPTIONAL



TRF527

TRF527vis



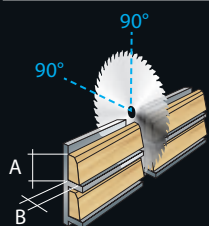
MEASURING SYSTEM WITH RADIO TRANSMITTER

This equipment allow direct reading of cutting length ex.:

- Glass beads. - Counter profiles. - Frames for doors and windows or cabinet doors. Powered by a rechargeable battery, the read length is transmitted to a receiver via radio.

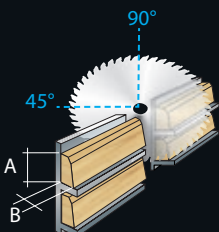
The receiver will immediately pass the information to the Numerical Control of the cutting machine connected to it via RS 232 port.

Measuring length *	min. 140 mm - max. 1500 mm
* with extension	2500 mm
Measuring tolerance	+/- 0,2 mm
Maximum distance for transmitter	20 m
Maximum working time (with new battery)	~ 16 ore
Radio frequency	433,19 -----> 434,54 **
Weight	20 (Newton)
* with extension	* 24 (Newton)
** (No other devices must use the same frequency in a range of 250 m)	

TRF 527
TRF 527 VIS / TRF 527 NC


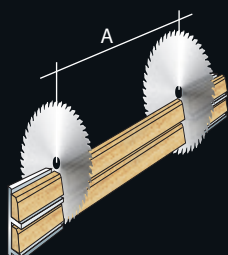
mm

 A= 40
B= 55

 A= 40
B= 55


mm

 A= 40
B= 40

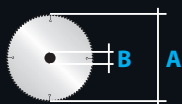
 A= 40
B= 40


mm

 A min. = 158
A max. = 2800

 A min. = 158
A max. = 2800

 Optional:
A max. = 4000

 Optional:
A max. = 4000


mm

 A = Ø 220
B = Ø 30
5000 n/1'

 A = Ø 220
B = Ø 30
5000 n/1'


kW

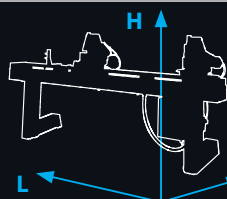
 n° 2 x 1,18
3000 n/1'

 n° 2 x 1,18
3000 n/1'


Ø

n° 2 x 80

n° 2 x 80


 LxWxH
mm

 L= 3000
W= 600
H= 1400

 L= 3345
W= 600
H= 1370


Newton

N= 2170

N=2200



2900204584.06

DIERREGI SRL

 VIA DELLA SCIENZA 5
41012 CARPI (MO) - ITALY
PHONE: +39.059.803.0103
FAX: +39.059.803.0113
COD. FISCALE E P.IVA:
IT 03601330362

WWW.OMGA.IT
OMGA®
WOOD be nice.